

# Game Clock Operator Instructions

## Basic Instructions

Turn off Horn (if possible)  
Pregame Countdown - 30 to 60 minutes

Meet with Back Judge - 25 Minutes before Kick Off

## Length of Quarters

Varsity - 12 Minutes

## Halftime

**Start on Referee's Signal**  
15 Minutes (Optional 20 Minutes)

Referee may wait until teams clear field,  
especially if long walk to locker room

When Clock gets to 0:00 - Add 3 minutes for warmups and run automatically

## Kickoff Rules - Starting Half & After Score or Safety

### Start Clock

Covering officials Winding Signal  
Ball touched legally inbounds by either  
team

### Do NOT Start

Kickoff into end zone/touchback  
Kick out - of-bounds  
If inadvertently Started - Reset to correct time

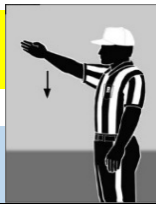
## Scrimmage Plays - Starting with Snap

### START Game Clock



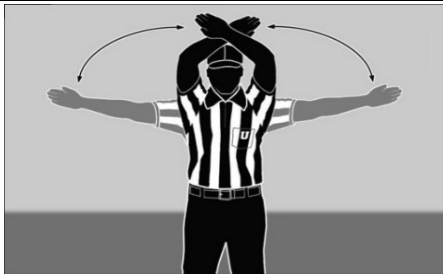
**All Snaps (if not already running)**  
On Ready-for-Play with Ref's Wind  
← R's Signal - If 40 sec play  
is already running **NO WHISTLE**

Start on Snap if Ref gives  
Chop on Ready-for-Play →

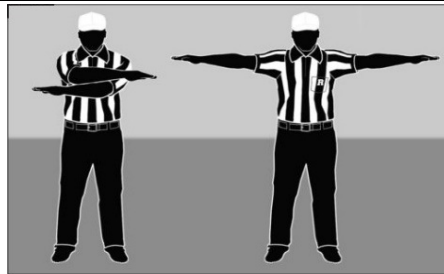


### STOP Game Clock


Officials Signals: 1 - 2 - 3 - 4  
1. Stop Clock - Time Out - First Down -  
Out of Bounds - Penalty  
2. Incomplete Pass  
3. Touch Down / Field Goal  
4. Safety




1. Stop Clock - Time Out



2. Stop Clock - Incomplete Pass



3. TD/FG



4. Safety

## General Guidelines

**Clock will re-start on R's Signal**  
After 1st downs, ball inbounds  
Penalties when ball is inbounds  
After Injuries, Measurements &  
Equipment repair (if previously running)

**Clock will Start on Snap**  
After Incomplete Passes  
After ball carried or fumbled Out-of-Bounds  
After Charged Team Timeouts  
To begin 2nd & 4th Quarters

## Untimed Downs

Extra Points after Touchdown

Last play of quarter has replay due to penalty

## Running Clock (42 point spread mandates use of a running clock for the remainder of the game)

Based on BOTH head coaches agreement

Key off of Referee's direction

Generally only stopped for injuries and charged team timeouts

Game officials will still use their normal signals and mechanics even though clock remains running

# Play Clock Operator Instructions

The purpose of the play clock rule is for consistent timing and game flow from week to week and from crew to crew across the entire state. The GOAL for the officiating crew is to consistently have the ball down and ready for play within 8-12 seconds while the play clock is running.

The play clock will be reset to 40 and automatically run after each play starting with a snap.

The covering official's END-OF-PLAY signal is your designation to start the 40 second clock.

See the end of the play, observe the signal, take a breath and start the 40.

Think: Start with Snap - Followed by Snap - By Same Team = Run the 40

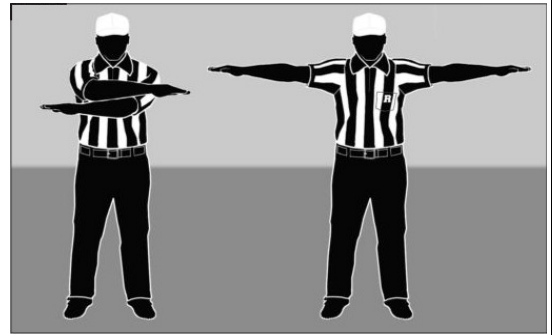
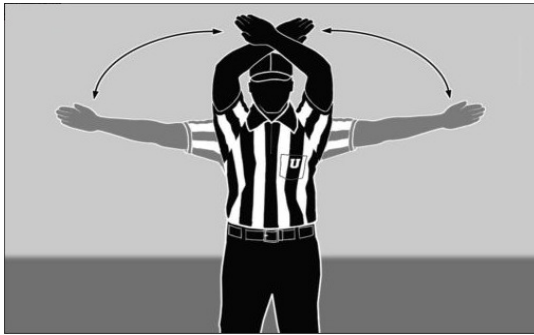
## END-OF-PLAY Signals include

### Dead Ball

### Stop the Game Clock

### Incomplete Pass

Run the 40-second Play Clock even if the game clock is stopped in these situations



Ball dead inbounds  
Short of Line-to-Gain  
Same team to snap  
Alt: Wind Signal →



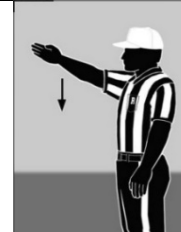
First Down - Inbounds  
First Down - Out-of-Bounds  
Runner - Out-Of-Bounds  
Fumble - Out-of-Bounds

Incomplete Pass

## Set Play Clock to 25 - Wait for Referee Signal (Wind or Chop) in these situations:

Penalty Administration  
Charged Team Time-Out  
Injury Time-Out  
Helmet Off During Play  
Measurement

Change of Possession  
New Series for B  
After Any Kicking Down  
After Any Scoring Play  
Any Administrative Stoppage



If in doubt, run the 40 second clock following the play. Once you realize that there is an administrative stoppage (I.E. Penalty etc. from list above) Reset to 25 (and wait for signal).

## Points of Emphasis

These situations may require that the play clock be reset at the discretion of the Referee:

- Line-to-Gain Crew / Down Indicator Box is slow following a First Down Play - Chain Crew Agility, Box Man must run to spot
- Getting Fresh Ball Ready-for-Play following a deep Incomplete Pass - Team's game balls on both sides of field, 3 - ball kids/side
- Officiating Crew getting into deep Field Goal coverage - Hustle
- Failure to have the ball Ready-for-Play before a running play clock reaches 25 seconds - Hustle, Work to minimize issues
- Interruptions to the play clock (i.e. chin strap issue, injury) will result in the clock being reset to 25 seconds.

### Reset 25



### Reset 40

